



Institute
and Faculty
of Actuaries

Congress of Actuaries Washington DC, April 2014

Risk of Ruin: A Framework for Reviewing Greenhouse Gas Stabilization Targets

Oliver Bettis, Institute and Faculty of Actuaries'
Resource and Environment Board



Institute
and Faculty
of Actuaries

Risk of Ruin

If climate change is primarily a risk management problem, then:

Most important goal:

Limit the probability of very bad outcome (ruin) to acceptably small value.

Risk of Ruin

In other words, probability “tail risk” should drive climate policy

Refer Martin Weitzman

1. 2011 Fat-Tailed Uncertainty in the Economics of Catastrophic Climate Change
2. 2012 Journal of Public Economic Theory, 14 (2), 2012, pp. 221–244.
3. 2013 A Precautionary Tale of Uncertain Tail Fattening

Risk of Ruin

- 1. Capital modelling for insurance companies**
2. Capital modelling as a logical framework for climate change
3. Using a climate ruin model
4. Conclusions

Capital Protects Policyholders in case of Extreme Events



World Trade Center 9th Sept 2001

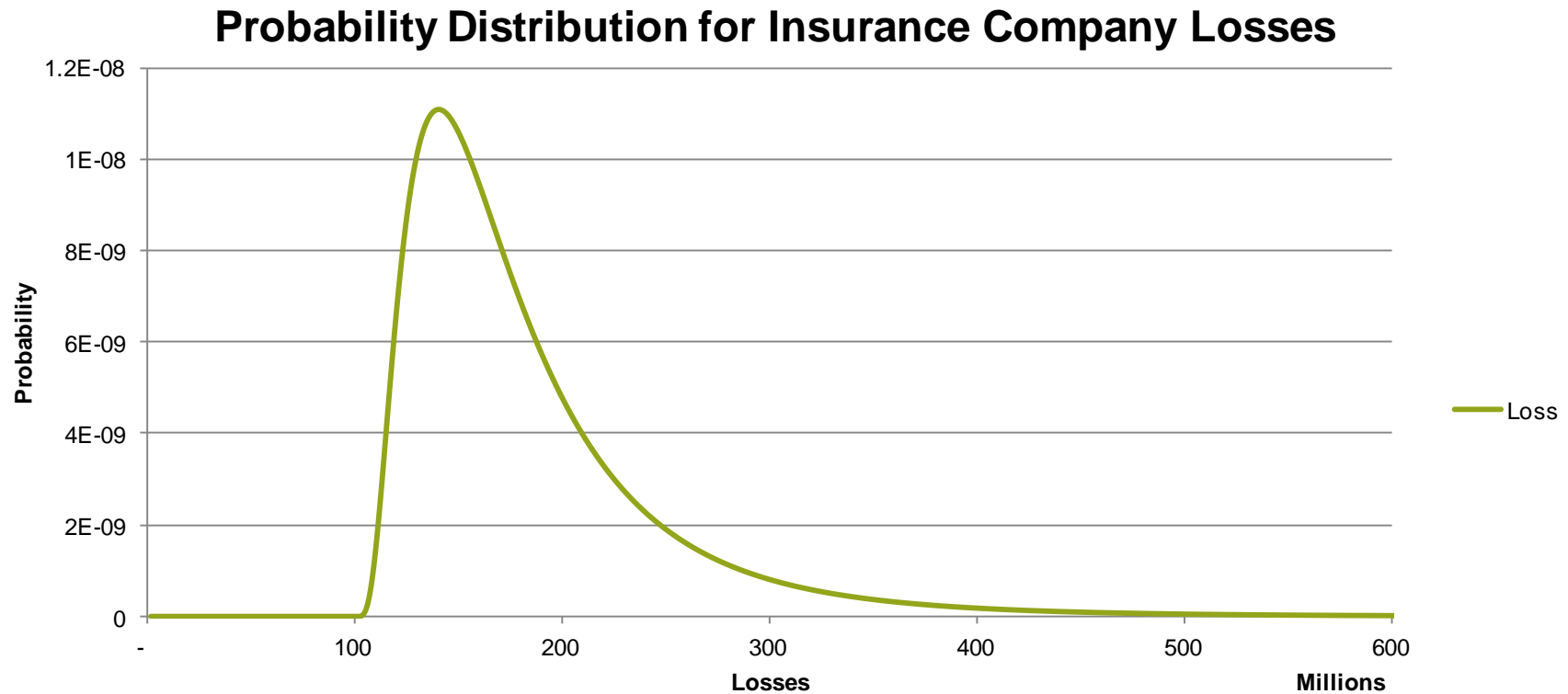


Hurricane Katrina, August 2005

Capital Modelling for Insurance Companies (under Solvency II)

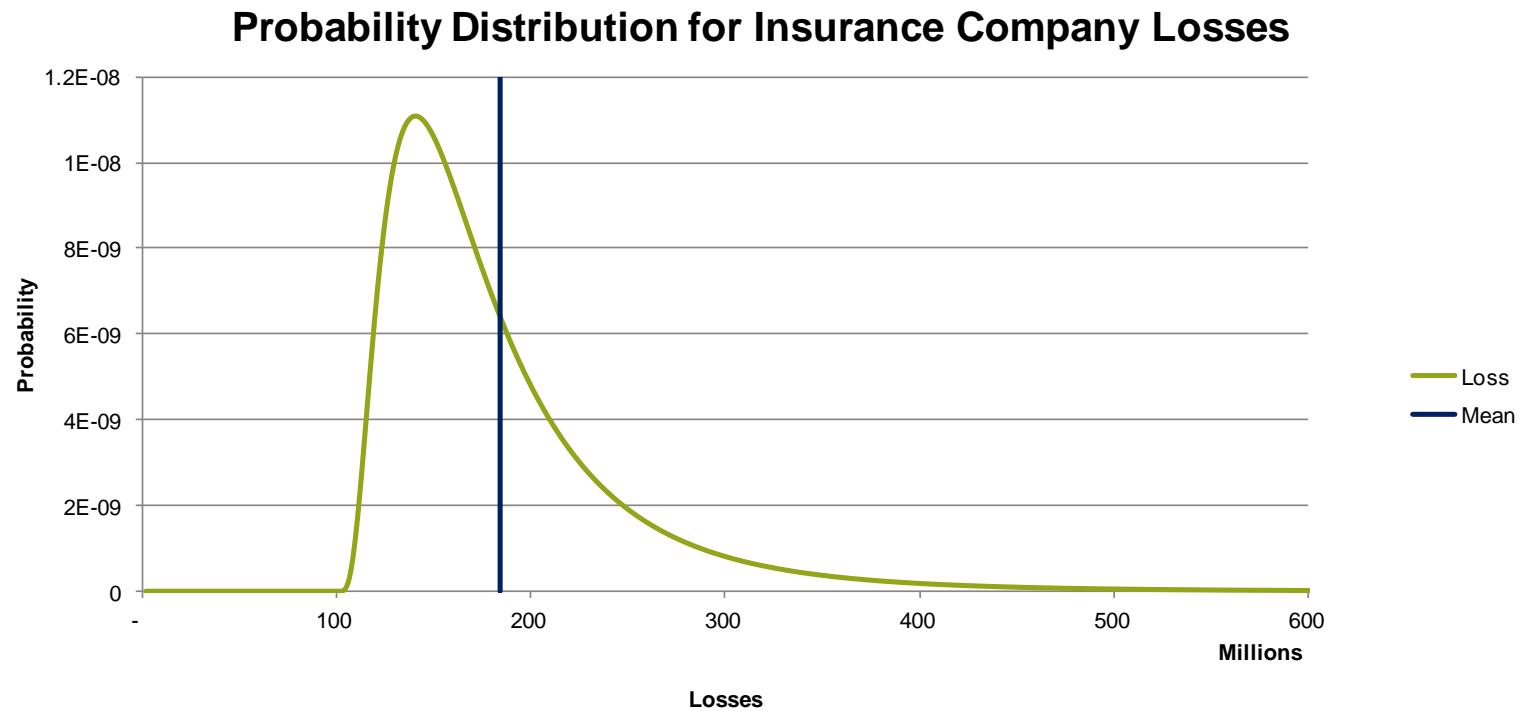
- Insurance companies must hold capital so that they are protected from insolvency from any amount of claims, up to the size that would occur 1 in 200 years.
- Time horizon is one year.
- Insolvency is defined as excess of liabilities over assets i.e. the company is ruined.

Hypothetical Example – Insurance Company Claims



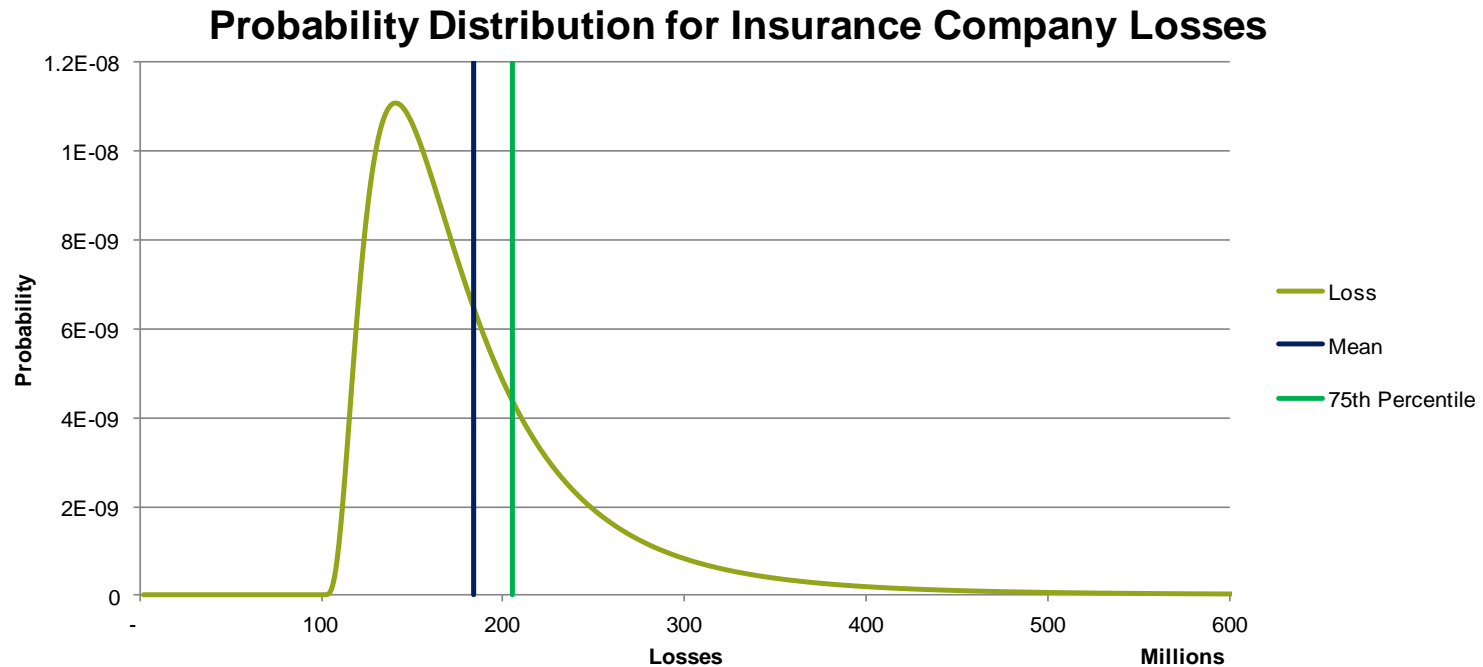
Hypothetical Insurance Company Claims

The mean is the “best estimate”



Hypothetical Insurance Company Claims

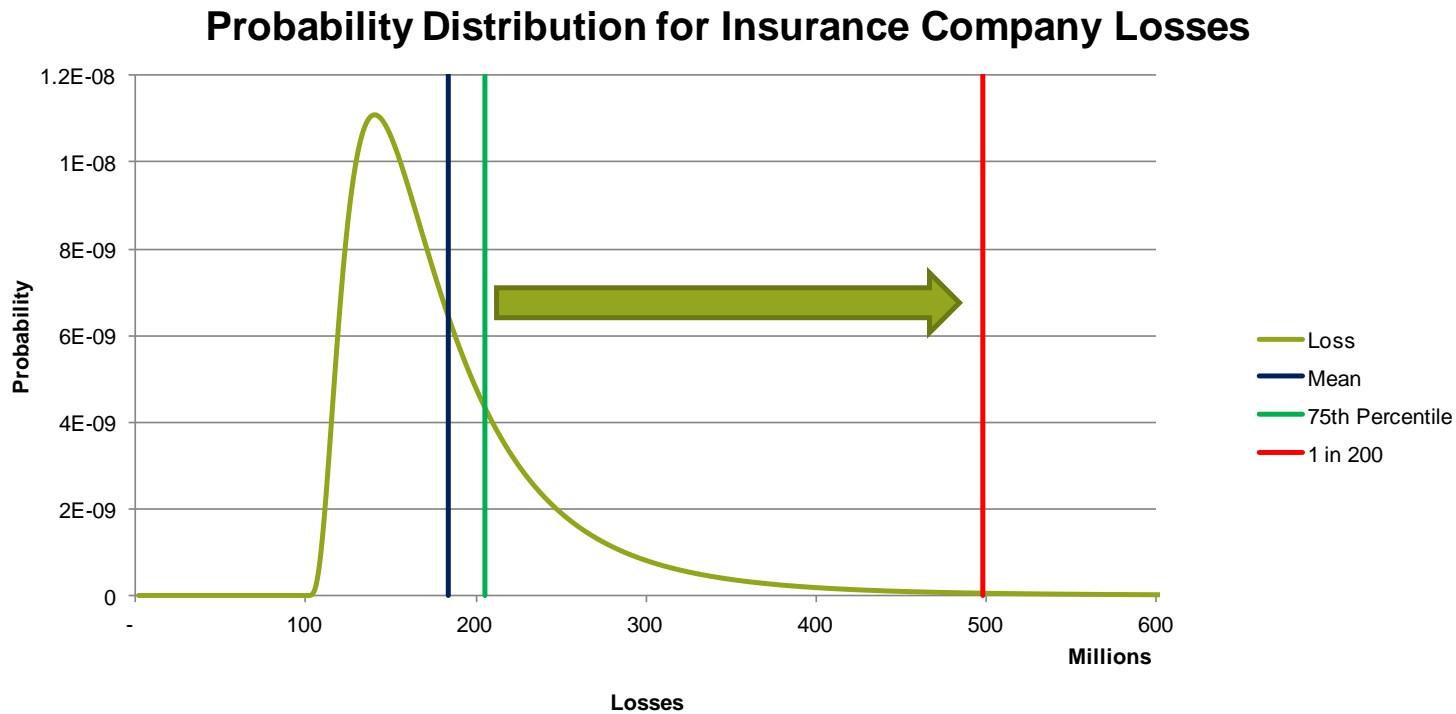
Claims are usually reserved conservatively



Note: In insurance/risk management, use of the word “conservative” denotes a high estimate.

Hypothetical Insurance Company Claims

What does the 1 in 200 level look like?



Note: These values are to scale for this probability distribution.

Capital Modelling for Insurance Companies under Solvency II

- The 1 in 200 one year ruin probability is a minimum benchmark, set by the regulator.
- Insurance companies hold capital to far exceed this benchmark. (i.e. they have a lower than 0.5% one year ruin probability)
- Insurers are generally well-regulated and secure e.g. Munich Re founded 1880, Swiss Re founded 1863.



Institute
and Faculty
of Actuaries

Risk of Ruin

1. Capital modelling for insurance companies
2. **Capital modelling as a logical framework for climate change**
3. Using a climate ruin model
4. Conclusions

Capital modelling as a logical framework

Analogy 1: The regulatory regime

Use the regulatory regime for insurance as an analogy to efforts to protect citizens from climate change:

- Capital modelling for insurance companies is part of regulatory regime to protect policyholders.
- Climate change is a danger to citizens, so the regulatory regime for climate change should be designed to protect citizens.

Capital modelling as a logical framework

Analogy 2: The regulated entity

- In insurance capital modelling, the regulated entity is the insurance company
- In this analogy, the regulated entity is the global economy

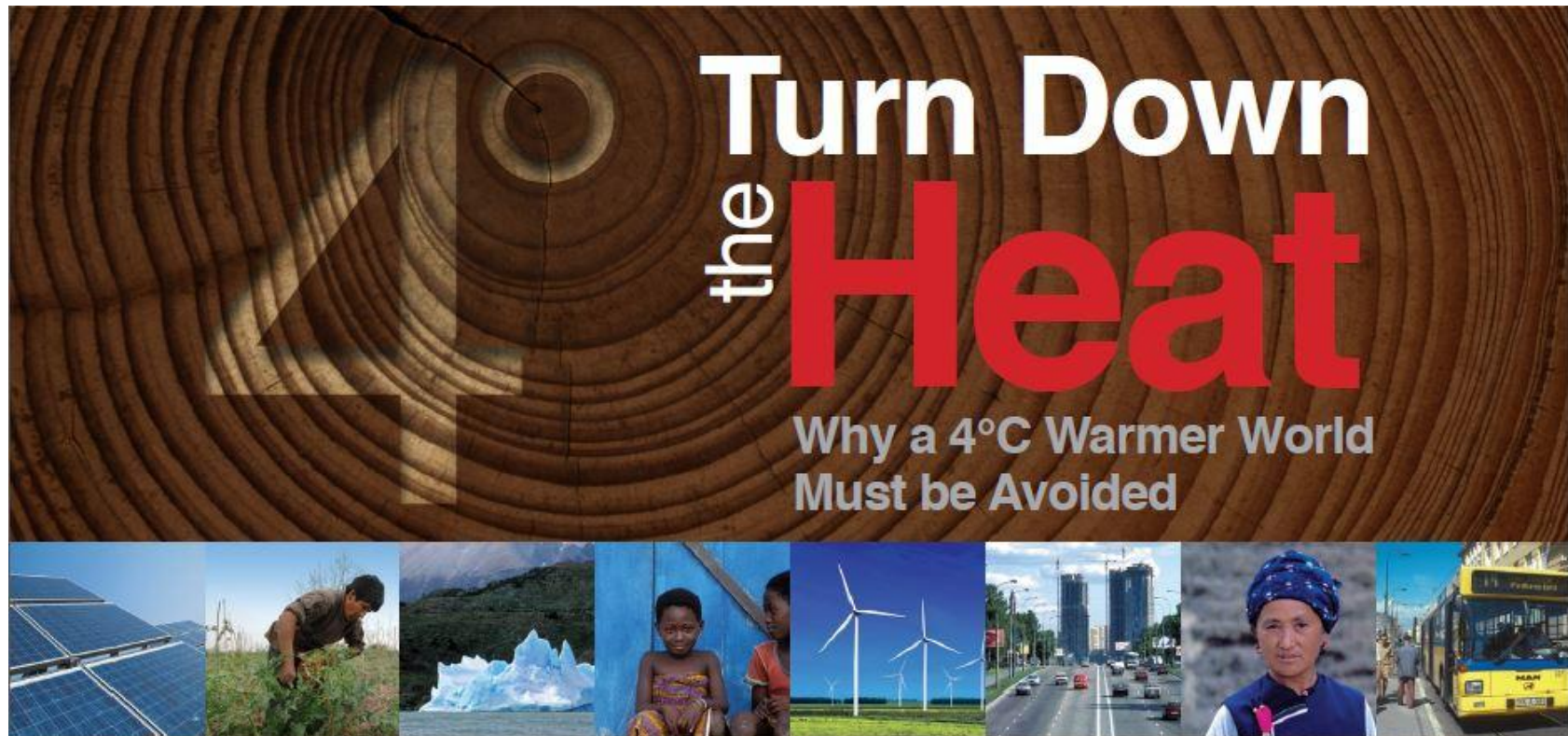


Capital modelling as a logical framework

Analogy 3: Definition of “Ruin”

- In insurance capital modelling, the ruin scenario is insolvency of the insurance company i.e. insolvency = ruin.
- Definition of climate “ruin” is a value judgement.

Selection of Climate Ruin Scenario



Source:

http://climatechange.worldbank.org/sites/default/files/Turn_Down_the_heat_Why_a_4_degree_centigrade_warmer_world_must_be_avoided.pdf

Why Select 4°C Temperature Rise as Ruin Scenario?

4°C warmer world would mean:

- Possible large-scale displacement of populations.
- Risk of crossing thresholds of nonlinear tipping elements in the Earth system e.g. disintegration of West Antarctic ice sheet.
- Possible nonlinear responses within particular economic sectors e.g. reduced crop yields.
- Given uncertainty about the full nature and scale of impacts, there is no certainty that adaptation to a 4°C world is possible.

Source:

http://climatechange.worldbank.org/sites/default/files/Turn_Down_the_heat_Why_a_4_degree_centrigrade_warmer_world_must_be_avoided.pdf

Can we apply the logical framework of insurance company capital modelling to climate change?

- We have two elements for a ruin model for climate change:
 - Regulated entity; The Earth
 - Ruin scenario; 4°C global average temperature rise

Can we use this model to decide; What is the maximum acceptable atmospheric CO₂ stabilisation target?

- Need to know:
 - Sensitivity of the climate to CO₂
 - Time horizon
 - Maximum acceptable ruin probability over this time horizon

Selection of time horizon for climate ruin model

- Climate change operates over long timescale, many delays
- Selection of time horizon is a value judgement.
- Often, future damages from climate change are discounted to present value using a discount rate.
- However, for a global issue such as climate change, should use low discount rates. See discussion paper by Nicholas Stern.
- With low discount rates, the far future matters.
- Suggests long time horizon, >100 years.

Reference: <http://www.cccep.ac.uk/Publications/Working-papers/Papers/90-99/WP97-ethics-equity-economics-of-climate-change.pdf>



Institute
and Faculty
of Actuaries

Risk of Ruin

1. Capital modelling for insurance companies
2. Capital modelling as a logical framework for climate change
3. **Using a climate ruin model**
4. Conclusions

What is the sensitivity of the climate to CO₂?

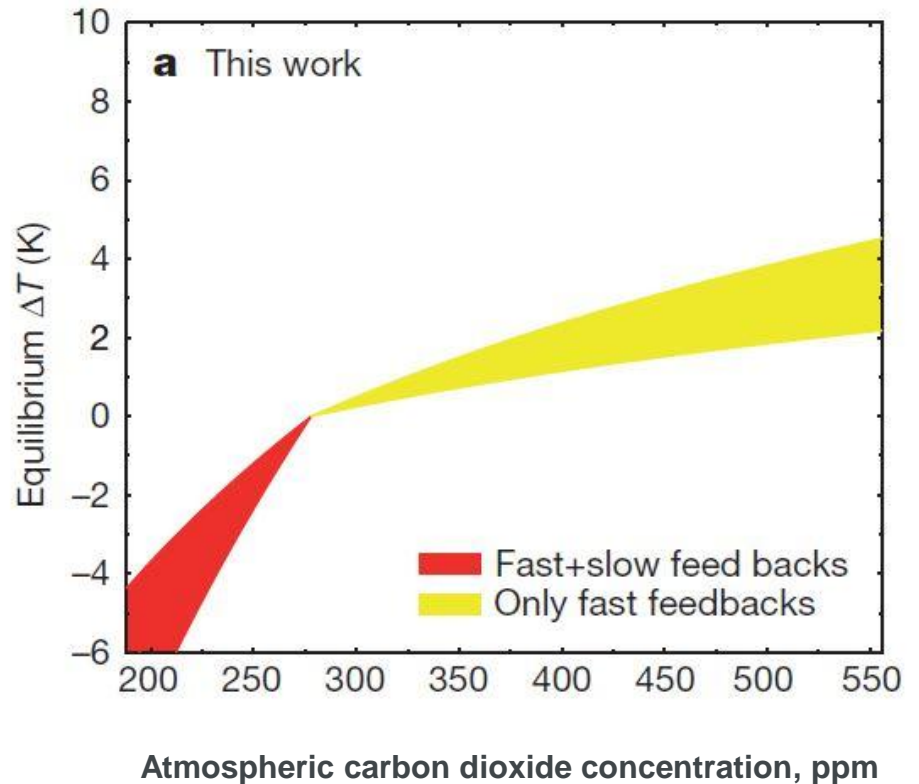
“Equilibrium Climate Sensitivity”

- The amount of warming expected at “equilibrium” of the climate system, for a given amount of greenhouse gas forcing.
- Normally calibrated to double carbon dioxide i.e. double CO₂ from the pre-industrial 280ppm to 560ppm.
- The 2013 Intergovernmental Panel on Climate Change 5th assessment report, advised that “equilibrium” climate sensitivity to doubled CO₂ was between 1.5 - 4.5 °C, with a probability of 2/3rds.

Making Sense of Paleoclimate Sensitivity Nature 2012

- But, the yellow area is the 68% confidence interval for climate sensitivity
- This gives an unacceptably high 16% tail probability.

Source: Nature 2012 doi:10.1038/nature11574
PALEOSENS project members



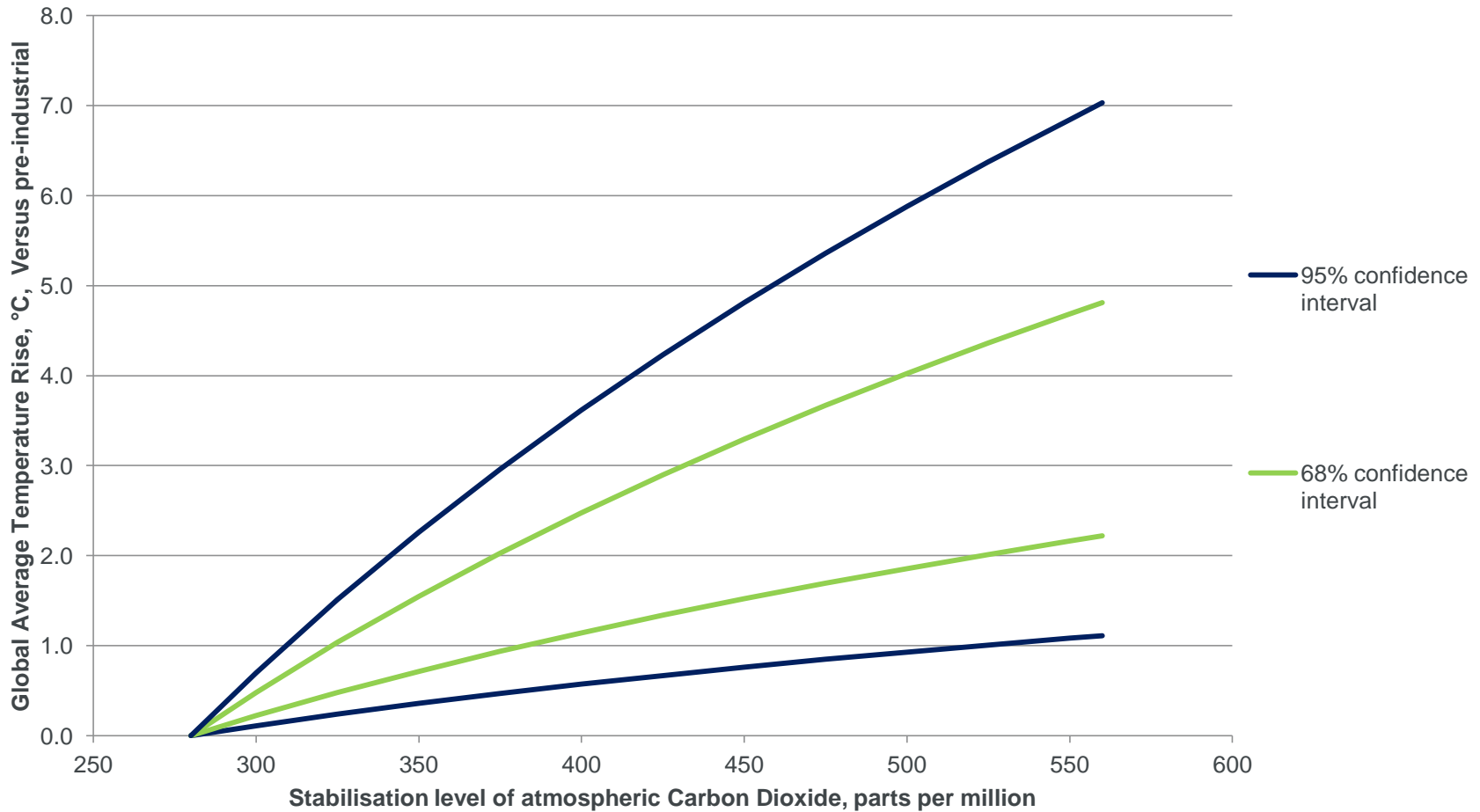
Making Sense of Paleoclimate Sensitivity

Nature 2012

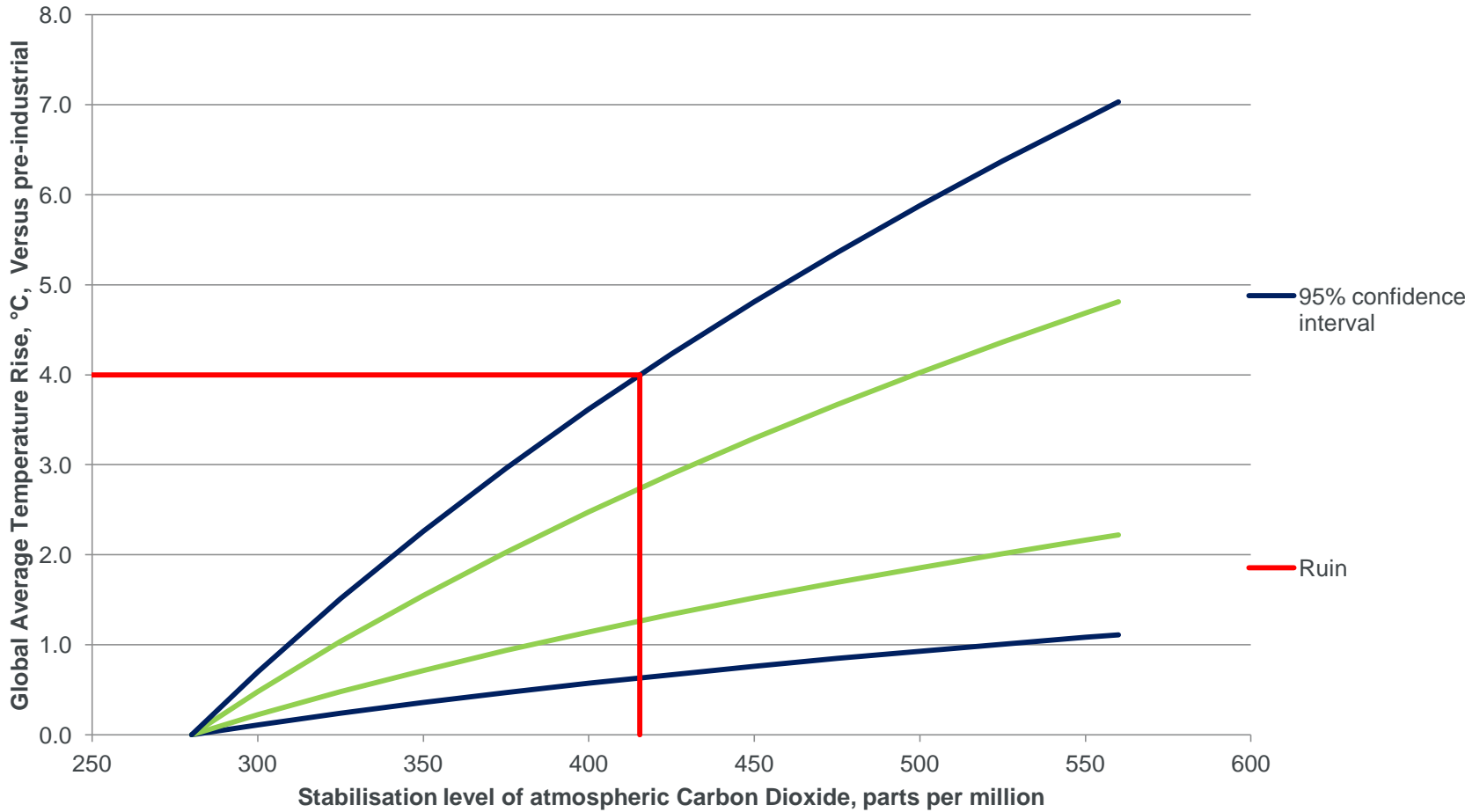
Abstract:

Many palaeoclimate studies have quantified pre-anthropogenic climate change to calculate climate sensitivity (equilibrium temperature change in response to radiative forcing change), but a lack of consistent methodologies produces a wide range of estimates and hinders comparability of results. Here we present a stricter approach, to improve intercomparison of palaeoclimate sensitivity estimates in a manner compatible with equilibrium projections for future climate change. Over the past 65 million years, this reveals a climate sensitivity (in KW^{-1}m^2) of 0.3–1.9 or 0.6–1.3 at 95% or 68% probability, respectively. The latter implies a warming of 2.2–4.8K per doubling of atmospheric CO_2 , which agrees with IPCC estimates.

Plot the 95% Confidence interval for Climate Sensitivity



Read off the carbon dioxide concentration

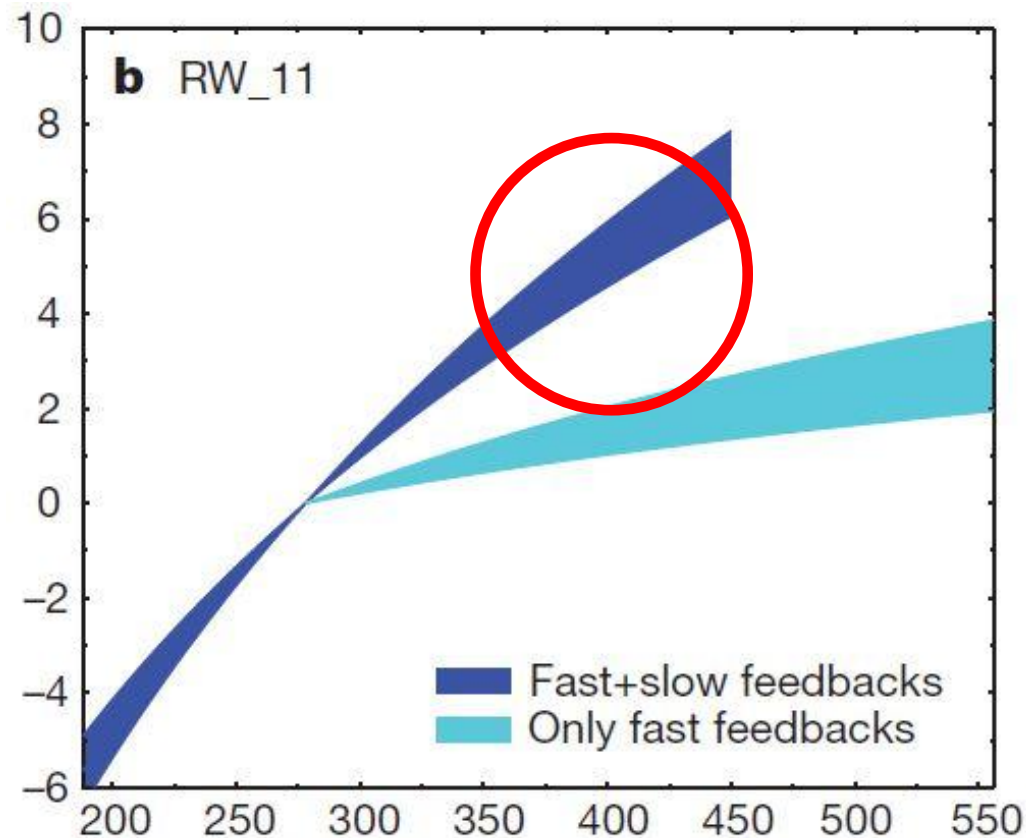


CO₂ Stabilization Target

- To limit probability of exceeding 4°C global average temperature rise to $\leq 2.5\%$ *
- CO₂ stabilization target is $\leq 420\text{ppm}$
- (Current atmospheric CO₂ $\approx 400\text{ppm}$)

*N.B. 2.5% tail probability selected only because data available.
Does not imply that 2.5% is acceptable risk.

BUT, slow feedbacks lead to higher warming, in the long term



- All conventional climate policy assumes that fast feedback sensitivity is relevant
- What about the risk that slow feedbacks are relevant to us?

Source: Nature 2012 doi:10.1038/nature11574 PALEOSENS project members

Also see <http://www.climatenewsnetwork.net/2013/12/earth-may-be-doubly-sensitive-to-co2/>



Institute
and Faculty
of Actuaries

Risk of Ruin

1. Capital modelling for insurance companies
2. Capital modelling as a logical framework for climate change
3. Using a climate ruin model
4. **Conclusions**

Conclusions

1. CO₂ already released (400ppm) produces unacceptable risk of ruin – emergency decarbonisation of the economy may be correct risk management response.
2. Allowing for slow feedbacks, right target might be <350ppm.
3. Need to remove CO₂ from the atmosphere should be investigated.



Institute
and Faculty
of Actuaries

Questions or comments?

Expressions of individual views by members of The Institute and Faculty of Actuaries and its staff are encouraged.

The views expressed in this presentation are those of the presenter.

Feel free to contact at:
Twitter at @OliverBettis

